

Anansi Summer Reading

Enjoy choosing books from a variety of sources or recommendations. The Questa, Taos and Talpa libraries, bookstores, and online are good places to start your summer reading journey. The Taos Public Library has an interlibrary lending program that is very easy to use, as well as an electronic lending system. You don't even need to leave your house!!! The book is sent to your device (kindle or computer), stays there for 14 days, and then is removed.

Go to www.acstaos.org and click on summer reading for book lists, more logs, and summer tips. Choose the list for the grade you will enter in the fall. Certainly feel free to look at lists both below and above the grade level- there are so many choices!!



For each book: 1. Color in the stars to indicate how much you enjoyed the book (0 stars – not at all, 5 stars – amazing). 2. Complete the chart. An adult can help you with the writing.



Bring this log to school in the fall (and get a treat!)




Adapted from <http://occ.pds.org/LS-Library>

Name: _____

Entering Grade: _____

Star Rating 	Title _____	_____				
	Circle One	<table style="width: 100%; border: none;"> <tr> <td style="width: 50%; border: none;">I read it myself.</td> <td style="width: 50%; border: none;">Someone read it to me.</td> </tr> <tr> <td style="width: 50%; border: none;">I took turns reading it with someone.</td> <td style="width: 50%; border: none;">I listened to it on a device.</td> </tr> </table>	I read it myself.	Someone read it to me.	I took turns reading it with someone.	I listened to it on a device.
I read it myself.	Someone read it to me.					
I took turns reading it with someone.	I listened to it on a device.					
Star Rating 	Title _____	_____				
	Circle One	<table style="width: 100%; border: none;"> <tr> <td style="width: 50%; border: none;">I read it myself.</td> <td style="width: 50%; border: none;">Someone read it to me.</td> </tr> <tr> <td style="width: 50%; border: none;">I took turns reading it with someone.</td> <td style="width: 50%; border: none;">I listened to it on a device.</td> </tr> </table>	I read it myself.	Someone read it to me.	I took turns reading it with someone.	I listened to it on a device.
I read it myself.	Someone read it to me.					
I took turns reading it with someone.	I listened to it on a device.					

Star Rating 	Title	_____	
	Circle One	I read it myself.	Someone read it to me.
		I took turns reading it with someone.	I listened to it on a device.
Star Rating 	Title	_____	
	Circle One	I read it myself.	Someone read it to me.
		I took turns reading it with someone.	I listened to it on a device.

Star Rating 	Title	_____	
	Circle One	I read it myself.	Someone read it to me.
		I took turns reading it with someone.	I listened to it on a device.
Star Rating 	Title	_____	
	Circle One	I read it myself.	Someone read it to me.
		I took turns reading it with someone.	I listened to it on a device.
Star Rating 	Title	_____	
	Circle One	I read it myself.	Someone read it to me.
		I took turns reading it with someone.	I listened to it on a device.